

Lexmark X634e MFP

Additional Accessories

Paper Handling Options	250-sheet Drawer	11K0681
	500-sheet Drawer	11K0688
	2000-sheet Drawer	11K0718
	250-sheet Tray	11K1059
	500-sheet Tray	11K1060
	250-sheet Duplex Unit	10G0800
	Envelope Feeder	11K0720
Font Options	Korean Font Card	10G0743
	Simplified Chinese Font Card	10G0744
	Traditional Chinese Font Card	10G0745
	Japanese Font Card	10G0746
Optra Forms Solutions	Optra Forms Software	11N0040
	Optra Forms Director	11N0052
	Optra Forms Manager	11N0056
	Optra Forms 16MB Flash Card	10G0747
	Optra Forms 32MB Flash Card	10G0748
	Optra Forms 2-Key Security	43H5841
	Optra Forms 3-Key Security	43H5842
	Optra Forms 20+GB Hard Disk with Adapter	10G0749
Other Options	ImageQuick Card	10G0144
	Bar Code Card	10G0145
	Card for IPDS and SCS/TNe	10G0147
	PrintCrypton Card ¹	10G0149
	Card for PRESCRIBE	10G1747
Adapters	Parallel 1284-B Interface Card	11K4601
	RS-232C Serial Interface Card	11K4602
	External Serial Adapter	1368705
	Coax/Twinax Adapter for SCS	11K4120
	802.11g Wireless Print Adapter	1010042
Cables	10-Foot Parallel Printer Cable	1329605
	2-Meter USB Printer Cable	12A2405
	50-Foot Serial Printer Cable	1038693

¹Requires network connectivity

Lexmark X634e MFP



- Compact design
- Mono print, copy, fax
- Single-pass duplex scanning
- Color network scanning
- Easy to use intuitive interface

Lexmark, Lexmark with diamond design and LexOnSite are trademarks of Lexmark International, Inc., registered in the United States and/or other countries. Optra Forms is a trademark of Lexmark International, Inc. Mac OS and the Mac logo are trademarks of Apple Computer, Inc., registered in the U.S. and other countries. PCL is a registered trademark of Hewlett-Packard Company. The USB-IF logos are trademarks of Universal Serial Bus Implementers Forum, Inc. All other trademarks are the property of their respective owners. © 2004. Lexmark International, Inc. All rights reserved. 71K6382

LEXMARKTM

Lexmark X634e MFP



Intuitive, customizable color touch screen interface
 Ideal platform for optimizing your business with optional Lexmark Document Solutions Suite
 50-sheet automatic document feeder with single-pass, two-sided color scanning
 Secure user authentication using your corporate directory

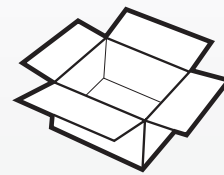
Product Specifications

Part Number	US: 16C0651; Canada: 16C0653
Product Class	Large workgroup laser MFP
Print Speed	Up to 45 ppm
Print Resolution	1200 x 1200 dpi, 1200 image quality, 600 x 600 dpi, 300 x 300 dpi
Processor	500 MHz
Memory (std./max.)	80MB/336MB
Connectivity	
Standard	Ethernet, USB, 2 internal solutions ports (ISP)
Optional	Token-Ring ¹ , Serial, Parallel, Coax/Twinax, Wireless
Network Mgmt. Utility	MarkVision Professional
Operating Systems	Windows, Linux, UNIX, Mac, NetWare and OS/400 For a complete list, visit www.lexmark.com .
Printer Languages	PostScript 3 and PCL 6 emulations, PPDS Migration Tool, direct PDF v1.2/v1.3 Printing
Copy	Speed: 45 cpm ² ; Collation; Paper saver (2-up and 4-up); Reduce/enlarge (25% to 400%); Darkness adjustment; Original size to output size selection (letter-A4, A4-letter, legal-letter, legal-A4); Copy select 1-999; Date/time stamp; Message overlay
Fax	Speed: 33.6 Kbps; Group fax, delayed send, broadcast; Darkness adjustment; Fax confirmation sheet with reduced first page; Receive to memory; Send fax from PC; Up to 99,999 shortcut keys; Compatible with the following fax server systems: Biscom, Equisys, Ontool, RightFax
Scan	Color/mono flatbed scanner with 50-sheet automatic document feeder; 300 x 300 dpi optical resolution; Scan to PC, FTP and e-mail; TIFF, JPEG, PDF and PostScript file formats; Up to 99,999 shortcut keys
Scan Size	ADF minimum 4.5 in. x 5.5 in., (114 mm x 140 mm); ADF maximum 8.5 in. x 14 in., (216 mm x 355 mm); Flatbed maximum 8.5 in. x 11 in., (210 mm x 297 mm)
Size (WxDxH)	22.5 in. x 21.5 in. x 32 in. (572 mm x 564 mm x 813 mm)
Weight	67.5 lb. (30.8 kg)
Printer Duty Cycle	Up to 225,000 pages per month
Warranty	1-year LexOnSite SM Exchange

Media Specifications

Paper Capacity (sheet/s)	
Standard Input	600 (500-sheet tray, 100-sheet MPT)
Maximum Input	4,100 ³ (2,000-sheet drawer, four 500-sheet trays, 100-sheet MPT)
Standard Output	500 (500-sheet top)
Maximum Output	3,000 ³ (1,850-sheet stacker, 650-sheet expander, 500-sheet top)
Paper Sources	
Standard Input	2
Maximum Input	7
Standard Output	1
Maximum Output	11
Media Types	Plain paper, card stock, transparencies, paper labels, dual-web labels, polyester labels
Media Sizes	Letter, legal, A4, B5, executive, statement, universal (2.75 x 5 in. to 8.5 x 14 in.)
Media Weights	Plain paper: 16-47 lb. (60 to 176 g/m ²); Card Stock: up to 110 lb. Index (199 g/m ²)

In the Box



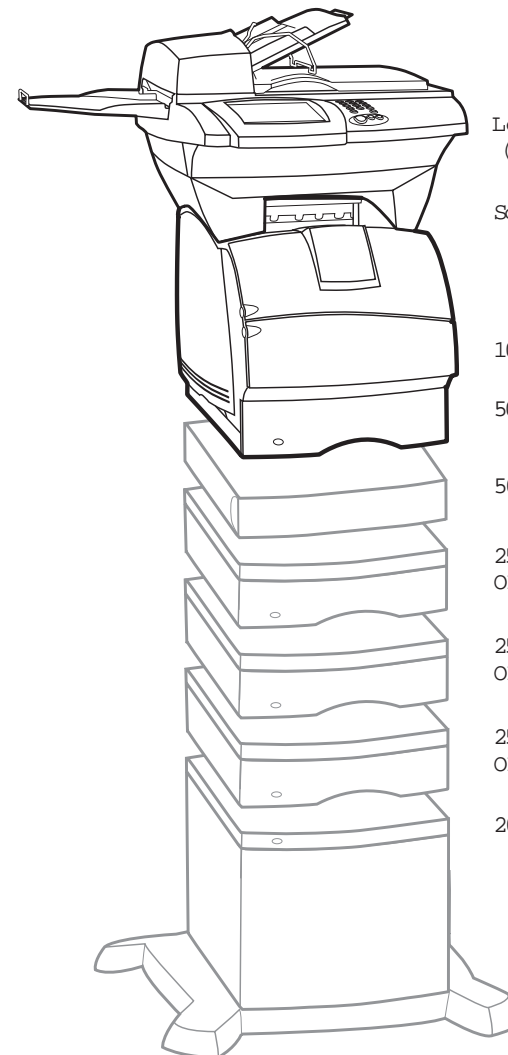
Lexmark X634e MFP
 Lexmark T634n Printer
 5,000-page Return Program Print Cartridge
 X4500 Scan Unit
 Scanner Shelf
 Publications Kit
 Y-Line Cord
 Operator Panel Cover
 Telephone Cable
 Power Cord
 Printer Setup Guide
 Quick Reference Guide
 Publications CD
 Drivers, MarkVision and Utilities CD
 Lexmark MFP CD

Lexmark X634e MFP

Supplies & Accessories

Supplies ⁴	32,000-page Extra High Yield Return Program Print Cartridge 32,000-page Extra High Yield Return Program Print Cartridge for Label Applications 32,000-page Extra High Yield Print Cartridge 21,000-page High Yield Return Program Print Cartridge 21,000-page High Yield Return Program Print Cartridge for Label Applications 21,000-page High Yield Print Cartridge 5,000-page Return Program Print Cartridge 5,000-page Print Cartridge Staple Cartridges	12A7465 12A7469 12A7365 12A7462 12A7468 12A7362 12A7460 12A7360 11K3188
Memory/Flash Options	8MB SDRAM 16MB SDRAM 32MB SDRAM 64MB SDRAM 128MB SDRAM 16MB Flash Card ⁵ 32MB Flash Card ⁵ 20+GB Hard Disk with Adapter	16H0055 16H0056 16H0057 16H0058 16H0059 11K4616 11K4632 11K4603
Furniture	Low Profile Printer Stand Printer Stand with Cabinet Printer Stand Scanner Stand with Cabinet MFP Adjustable Stand	16C0379 16C0369 16C0389 16C0399 12B0602

Paper Handling Options⁶



Lexmark X4500 MFP Option (standard)

Scanner Shelf (standard)

100-sheet Multipurpose Tray (standard)

500-sheet Drawer (standard)

500-sheet Duplex Unit (10G0801)

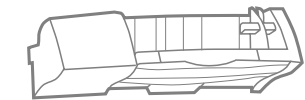
250-sheet Drawer (11K0681)
OR 500-sheet Drawer (11K0688)

250-sheet Drawer (11K0681)
OR 500-sheet Drawer (11K0688)

250-sheet Drawer (11K0681)
OR 500-sheet Drawer (11K0688)

2000-sheet Drawer (11K0718)

Printer Base (10G0080)



Envelope Feeder (11K0720)

Options not pictured:
 250-sheet Tray (11K1059)
 500-sheet Tray (11K1060)
 StapleSmart Finisher (11K2800)
 High Capacity Output Stacker (11K1440)
 Output Expander (11K0723)
 250-sheet Universally Adjustable Drawer (11K1878)
 250-sheet Universally Adjustable Tray (11K1574)
 400-sheet Universally Adjustable Drawer (11K1942)
 400-sheet Universally Adjustable Tray (11K1941)

Additional Information

¹ Requires Ringdale Token-Ring to Ethernet bridge for full functionality
² Scan once, print many operation
³ With scanner placed aside, not on printer
⁴ Yield is based on approximately 5% print coverage
⁵ One flash memory slot and one application slot available
⁶ Displays all available options for base model